

How to Login in ERP Server

1. Open browser.


2.

<http://theshantiniketan.com/schoolonline>




The Shanti Niketan - An Elite School, Jodhpur

Problem signing in ? contact us on help@theshantiniketan.org

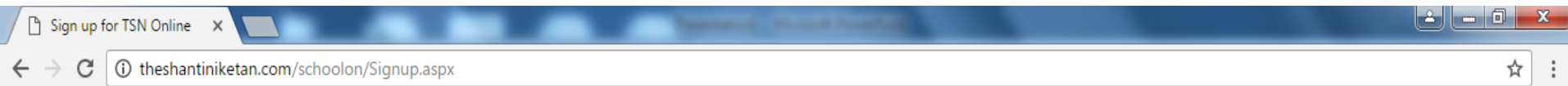

New User ? Sign up



Forgot Pa


Login

•Click on New User ? Sign In



The Shanti Niketan - An Elite School, Jodhpur

☰ New User Sign Up

Step 1
Personal Details

I am a Pick a login type

Step 2
Login Details

Student's ID Number Give School's ID Number

Registered Mobile No. Enter your registered mobile number

Name

Father's Name

Grade

I agree that the information displayed above is mine and correct.

First Previous Next Last

Login Now



- Select Parent.
- Student TSN no as Login ID.
- Enter Mobile number registered with school.
- Tick the Check box if all the details are correct.
- Click on Next button

The Shanti Niketan - An Elite School, Jodhpur

New User Sign Up

Step 1
Personal Details

Username Give a unique username

Step 2
Login Details

Email Give your Email ID

Re-enter Email Re-enter your Email ID

Password Give a password
Alphabets and Numbers are allowed only

Re-enter Password Re-enter your password

[First](#) [Previous](#) [Create My Login](#)

[Login Now](#)

- Choose User Name
- Enter E-mail ID where you receive an activation mail.
- Confirm E-mail ID.
- Password should be combination of alphabet or numbers.
- Click on Create My Login.

- Now open your E-mail ID.
- Open Activation Mail.
- Click on link for activating your Login ID.

• If you still have problem in login please wait for 24 Hours for activation or mail us on school@theshantiniketan.com or theshantiniketan@gmail.com